

SORBUS VECTOR

30 September 2022

The fund objective is sustained capital and income growth. This is to be achieved by investing in companies that possess durable business franchises with a competitive advantage, thereby producing long term growth in earnings and what we define as strong real cashflow i.e. cashflow after all capital expenditure. The fund is in the UK All Companies sector and though it has a historical bias toward small and mid cap companies, it can invest across the market capitalisation range depending on where the managers identify opportunities. Our distinctive process has been developed over 30 years of market experience using a high conviction approach with generally no more than 25-30 holdings and a buy/hold strategy with relatively low turnover. We also have the proven skills to add value via strategic board interventions where necessary and this has been successfully demonstrated in the past.

PERFORMANCE SINCE INCEPTION



	1 month	3 month	6 month	1 year	3 year	5 year	since launch
VECTOR	(4.5%)	(4.5%)	(9.7%)	(15.5%)	27.7%	38.7%	85.9%
benchmark*	(5.8%)	(3.9%)	(8.1%)	(2.5%)	1.3%	9.7%	34.4%
IA UK All Companies		(5.1%)	(12.9%)	(15.4%)	(2.3%)	3.1%	
Quartile ranking		1st	1st	3rd	1st	1st	

*benchmark = MSCI UK IMI (net divs reinvested)

	Jan	Feb	Mar	Apr	May	Jun	Jul	Aug	Sep	Oct	Nov	Dec	YTD	
2022	(3.2%)	(3.1%)	2.9%	(0.9%)	(4.3%)	(0.3%)	5.0%	(4.8%)	(4.5%)				(12.9%)	
2021	2.9%	5.3%	2.7%	6.3%	3.1%	(1.0%)	0.7%	1.3%	(1.6%)	(2.6%)	(2.4%)	2.0%	17.6%	
2020	1.3%	(9.2%)	(12.7%)	13.0%	3.5%	2.3%	(2.5%)	3.5%	0.3%	(2.9%)	12.9%	5.2%	12.2%	
2019	6.4%	(2.6%)	2.0%	5.6%	(0.4%)	1.0%	(0.7%)	(2.7%)	1.6%	0.8%	4.0%	5.9%	22.3%	
2018	(0.4%)	0.7%	(3.3%)	6.3%	4.9%	(0.6%)	1.1%	1.0%	(0.7%)	(9.2%)	0.7%	(4.3%)	(4.6%)	
2017	1.7%	2.5%	1.8%	(1.6%)	5.9%	0.5%	0.4%	(0.6%)	1.5%	0.3%	0.4%	2.6%	16.5%	
2016			(0.9%)	1.1%	(2.1%)	6.8%	5.6%	2.2%	(1.6%)	3.2%	3.6%		19.0%	
performance figures are net of fees													annualised return since inception	11.5%

characteristics & risk statistics

number of positions	22	sharpe ratio	(1.18)
mean market cap (m)	£13,055	sortino ratio	(1.26)
median market cap (m)	£665	volatility	12.6%
dividend yield	1.2%	correlation	0.73
active share	87.3%	information ratio	(1.33)
Alpha	(0.3%)	R-squared	0.53
Beta	0.66		

FCA risk rating:

6

key fund information

launch price: 100p
 launch date: 21/04/2016
 net asset value: 176.96p
 total net assets: £47,852,800

fund structure

structure: UCITS OEIC
 domicile: UK
 base currency: GBP
 share class: A income
 dealing: daily
 min investment: £1,000
 custodian: RBC & Natwest
 administrator: Valu-Trac
 auditor: Johnston Carmichael

fee structure:

initial fee: 0.00%
 AMC: 0.75%
 OCF: 0.83%

performance/hurdle fee:

10.0%, for performance in excess of the benchmark — subject to high-water mark provision

fund managers

lead fund manager
 Richard Farmiloe



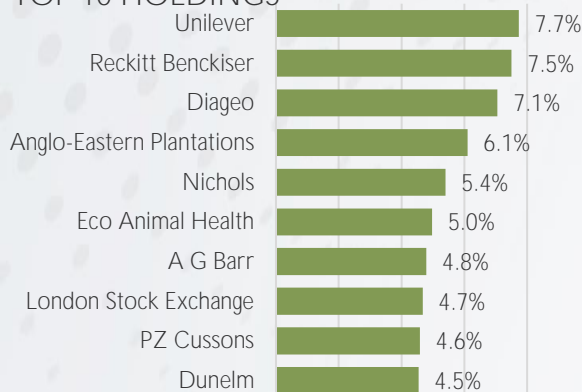
fund manager

Max Thowless-Reeves

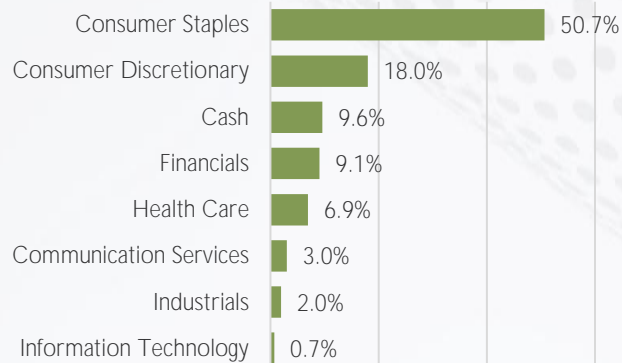


SORBUS VECTOR

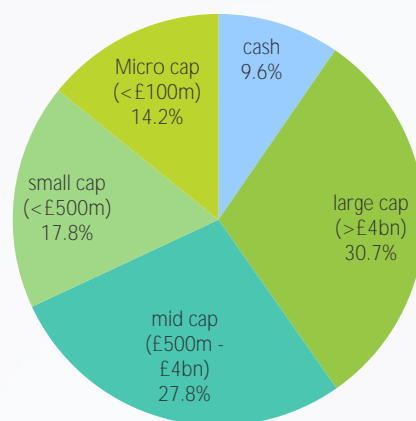
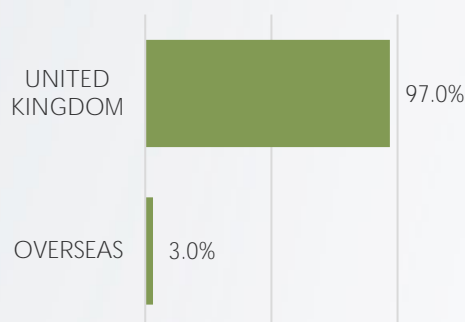
TOP 10 HOLDINGS



SECTOR BREAKDOWN



GEOGRAPHIC BREAKDOWN



SUSTAINABILITY

The SORBUS investment philosophy has always been focused on the long term, seeking sustainable advantage and to minimise risk. Our portfolio construction is entirely bottom up and sector/index neutral, all investments are selected on their own merits. Companies which are poor global citizens and pursue policies that have a negative impact on environmental, social and governance issues are unlikely to be successful long term investments and therefore would not qualify for investment by SORBUS VECTOR.

PLATFORM AVAILABILITY

ISIN	SEDOL	MEXID	CITICODE	Lipper	Reuters
GB00BYXFB401	BYXFB40	VMXXM	N01V	68,358,874	LP68358874

UK platforms: Aegon ARC, AJ Bell, Allfunds, Ascentric, Aviva, Brewin Dolphin, Canaccord Genuity, Charles Stanley, Embark Group, FNZ, Hargreaves Lansdown, Interactive Investor, M&G Wealth, Novia, Nucleus, Quilter, Raymond James, Smith & Williamson, Third Platform Services, Transact, and Vestra.

Offshore platforms: Capital Platform, Custodian Life, Friends Provident International, Royal London 360, TIP (Satori).

please direct enquires to Charlie Cantlie - email: charlie.cantlie@sorbus.com, phone: 07341 962 394.

Disclaimer: SORBUS PARTNERS LLP is registered in England and Wales with company number OC378465 and is authorised and regulated by the Financial Conduct Authority (FRN 588466). The information contained in this document is provided on a strictly confidential basis and does not constitute an offer to sell or solicitation of an offer to buy this fund, nor is it advice or a recommendation to enter into any transaction.

The value of investments and the income from them may fall or rise and investors may get back less than they invested. Past performance is no guide to future returns. Any investment in smaller companies is speculative and involves a high degree of risk as many smaller companies securities can be illiquid or "thinly traded", which tends to increase price volatility. Illiquid securities are often difficult for investors to buy or sell without dramatically affecting the quoted price. In some situations the liquidation of a position in a smaller company security may not be possible within a reasonable period of time. There can be no assurance that the information provided on this page is accurate or error free. Any user of such information expressly assumes all the risks from using this information.