

SORBUS VECTOR

30 September 2021

SORBUS VECTOR is a top decile small / mid cap blend-style UK equity fund. The objective is sustained capital growth.

The continuing reduction of quality research for quoted companies outside the FTSE 350 has created market inefficiencies, providing exciting investment opportunities. To exploit these increasing inefficiencies, our distinctive process has been developed over 30 years of market experience and knowledge of the small/mid cap sector using a high conviction, high active management share (versus benchmark) and buy/hold strategy with low turnover. This process includes identifying businesses with strong barriers to entry and investing with an emphasis on growth at a reasonable price. We also have the proven skills/ability to add value via strategic board interventions where necessary and this has been successfully demonstrated in the past.

PERFORMANCE SINCE INCEPTION



	1 month	3 month	6 month	1 year	3 year	5 year	since launch
VECTOR	(2.1%)	(0.2%)	8.4%	39.0%	44.9%	93.5%	118.8%
benchmark*	(1.2%)	2.3%	7.0%	27.5%	6.2%	25.7%	37.9%
IA UK All Companies		2.7%	8.5%	32.4%	15.5%	38.5%	
Quartile ranking		4th	2nd	1st	1st	1st	

*benchmark = MSCI UK IMI (net divs reinvested)

	Jan	Feb	Mar	Apr	May	Jun	Jul	Aug	Sep	Oct	Nov	Dec	YTD
2021	2.9%	5.3%	2.7%	6.3%	3.1%	(1.0%)	0.7%	1.3%	(2.2%)				20.6%
2020	1.3%	(9.2%)	(12.7%)	13.0%	3.5%	2.3%	(2.5%)	3.5%	0.3%	(2.9%)	12.9%	5.2%	12.2%
2019	6.4%	(2.6%)	2.0%	5.6%	(0.4%)	1.0%	(0.7%)	(2.7%)	1.6%	0.8%	4.0%	5.9%	22.3%
2018	(0.4%)	0.7%	(3.3%)	6.3%	4.9%	(0.6%)	1.1%	1.0%	(0.7%)	(9.2%)	0.7%	(4.3%)	(4.6%)
2017	1.7%	2.5%	1.8%	(1.6%)	5.9%	0.5%	0.4%	(0.6%)	1.5%	0.3%	0.4%	2.6%	16.5%
2016			(0.9%)	1.1%	(2.1%)	6.8%	5.6%	2.2%	(1.6%)	3.2%	3.6%	19.0%	
performance figures are net of fees													
annualised return since inception													15.5%

characteristics & risk statistics

number of positions	30	sharpe ratio	3.44
average market cap (m)	£5,633	sortino ratio	3.56
median market cap (m)	£923	volatility	12.64
dividend yield	0.45%	correlation	0.78
active share	94.50%	information ratio	1.14
Alpha	0.38	R-squared	0.61
Beta	0.64		

FCA risk rating: 6
FE Trustnet: ★★★★★
Morningstar: ★★★★★

key fund information

launch price: 100p
launch date: 21/04/2016
net asset value: 210.33p
total net assets: £82,997,700

fund structure

structure: UCITS OEIC
domicile: UK
base currency: GBP
share class: A income
dealing: daily
min investment: £1,000
custodian: RBC & Natwest
administrator: Valu-Trac
auditor: Johnston Carmichael

fee structure:

AMC: 0.75%
OCF: 0.86%
initial fee: 0.00%
performance/hurdle fee:
10.0%, for performance in excess of the benchmark — subject to high-water mark provision

fund managers

lead fund manager
Richard Farmiloe

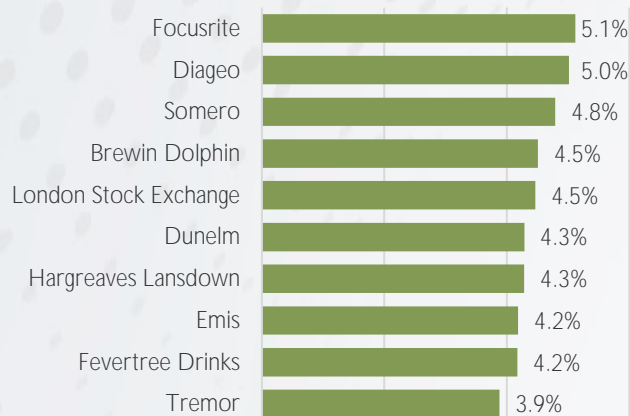


fund manager
Max Thowless-Reeves

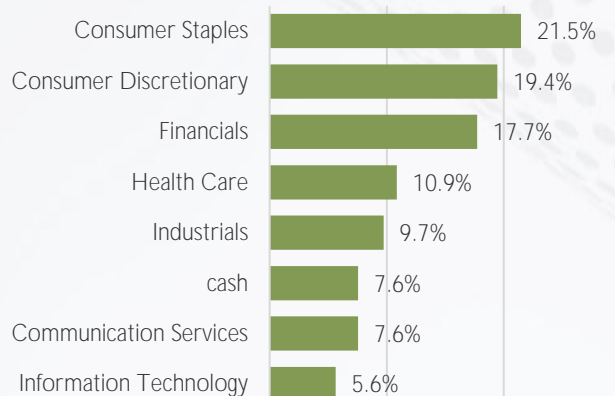


SORBUS VECTOR

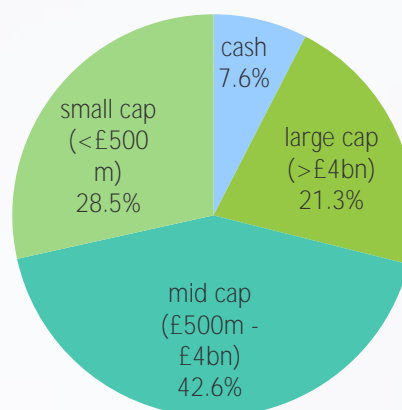
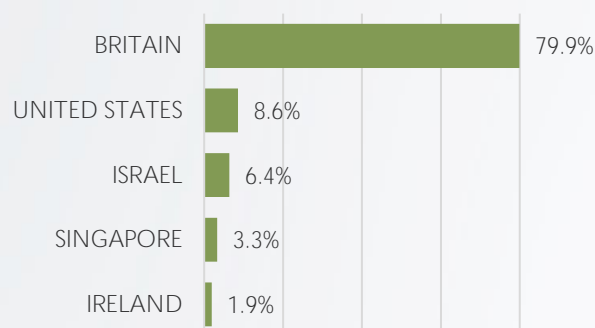
TOP 10 HOLDINGS



SECTOR BREAKDOWN



GEOGRAPHIC BREAKDOWN



SUSTAINABILITY

The SORBUS investment philosophy has always been focused on the long term, seeking sustainable advantage and to minimise risk. Our portfolio construction is entirely bottom up and sector/index neutral. All investments are selected on their own merits. Companies which pursue policies that have a positive impact on environmental, social and governance issues are those most likely to be able to successfully navigate the risks of the coming decades.

PLATFORM AVAILABILITY

ISIN SEDOL MEXID CITICODE Lipper Reuters
GB00BYXFB401 BYXFB40 VMXXM N01V 68,358,874 LP68358874

platforms: Interactive Investor, Charles Stanley, FNZ, Aegon ARC, Aviva, AJ Bell, Brewin Dolphin, Allfunds, Hargreaves Lansdown, Smith & Williamson, Transact, Vestra, Nucleus, Third Platform Services, Embark Group, Ascentric, Novia, **M&G Wealth** and Quilter.

please direct enquires to Charlie Cantlie - email: charlie.cantlie@sorbus.com, phone: 07341 962 394.

Disclaimer: SORBUS PARTNERS LLP is registered in England and Wales with company number OC378465 and is authorised and regulated by the Financial Conduct Authority (FRN 588466). The information contained in this document is provided on a strictly confidential basis and does not constitute an offer to sell or solicitation of an offer to buy this fund, nor is it advice or a recommendation to enter into any transaction.

The value of investments and the income from them may fall or rise and investors may get back less than they invested. Past performance is no guide to future returns. Any investment in smaller companies is speculative and involves a high degree of risk as many smaller companies securities can be illiquid or "thinly traded", which tends to increase price volatility. Illiquid securities are often difficult for investors to buy or sell without dramatically affecting the quoted price. In some situations the liquidation of a position in a smaller company security may not be possible within a reasonable period of time. There can be no assurance that the information provided on this page is accurate or error free. Any user of such information expressly assumes all the risks from using this information.